



### District Report Card: 2017


<b>State:</b> Odisha	<b>District:</b> Jharsuguda
<b>Class:</b> 8	<b>Subject:</b> Language
<b>Schools:</b> 50	<b>Students:</b> 1055


### Participation/Coverage


#### Students

<div>GENDER</div> <div></div>	Boys		Girls	
	Number	%	Number	%
	461	43.70	594	56.30

<div>AREA</div> <div></div>	Rural		Urban	
	Number	%	Number	%
	732	69.38	323	30.62

<div>CATEGORY</div> <div></div>	SC		ST		OBC		GEN	
	Number	%	Number	%	Number	%	Number	%
	291	27.58	469	44.45	249	23.60	46	4.36

<div>CWSN</div> <div></div>	LD	VI	HI	S&LD	ID	Oth
	3	2	2	1	3	1

<div>Management</div> <div></div>	Government		Government-aided	
	Number	%	Number	%
	1055	100.00	0	0.00

### Average Performance of Students in Language (%)

Overall	Gender		Area		Management		Social Group			
	Male	Female	Rural	Urban	Govt.	Aided	SC	ST	OBC	GEN
51.01	48.10	53.27	51.50	49.89	51.01	0.00	49.99	49.52	53.92	56.81

### Performance on Learning Outcomes (LOs)

Learning Outcomes	Description	Average Performance(%)
L813	Read textual/non-textual materials with comprehension and identifies the details, characters, main idea and sequence of ideas and events while reading	51.01

Range of Performance of Students who Answered Correctly							
Below 30%		30% - 50%		50% - 75%		Above 75%	
Number	%	Number	%	Number	%	Number	%
206	19.53	305	28.91	407	38.58	137	12.99

### Lowest Performing Learning Outcomes (LOs)

1 - Read textual/non-textual materials with comprehension and identifies the details, characters, main idea and sequence of ideas and events while reading (51.01)